

# WELCOME TO YOUR FAMILY

## ADVENT-URE PACK

Christmas is coming! There is SO much to look forward too, but we pray this pack can help you lead your wonderful kids in anticipating and experiencing Jesus as not just the reason for this season, but all of life! He is our ONLY hope, peace, joy and true love. We love you all!

*Sophie*

### ADVENT CANDLES AND ACTIVITIES

We hope these materials will help you as a family prepare to celebrate the birth of our King Jesus.

**Each Sunday fortnight** (beginning Sunday 7th November) there will be a candle, family prayer chain activity and other fun Advent-ure activities for you to enjoy. Of course you don't have to do them on a Sunday, choose the right time for your family to enjoy this special time together.

### LIFE CARE BACKPACK

In your packs you will have received a money box and 'Track ya Backpack' card. Read the Information card to find out more about this fantastic way to share Hope, Peace, Joy and Love in our community.

### RIVER KIDS MASTERPIECE!

In your packs you will find a 'River Kids Art Project' activity where you can contribute to an amazing masterpiece to be displayed at the Life Centre. We would love for families to return these by

**Sunday 12th December.**



# ADVENT CANDLES

## What you will get:

5 candles  
Roll of Twine (save leftovers for later on)  
Mini wooden pegs  
Hope, Peace, Joy,  
Love and Christ Label

## What you will need:

Plate or wooden board  
Scissors  
Any other decorations you like

## Here is How:

1. Choose where you would like to set up your Advent candle, the dining table is a great spot
2. Get a wooden board or plate to sit your candles on
3. Tie a length of twine around each candle (wrap twine at least 4 times around each candle)
4. Cut out the round Hope, Peace, Joy, Love, Christ labels
5. Use the mini pegs to attach the labels to each candle
6. Set up your candles so the Christ candle is in the centre surrounded by the other 4 candles







# ADVENT WEEK ONE

## HOPE 7TH NOVEMBER

### What you will get:

Hope Advent Card  
Green paper chain strips  
Blank Cards  
Decorations

### What you will need:

Scissors  
Tape/Stapler  
Pencils/textas/pen  
Glue

### Advent Candle

**To prepare:** Cut up your **green** paper chain strips, give one to each member of the family and grab a pen/pencil each.


**Light** your Hope candle and say *"We light this candle to remind us that Jesus gives us Hope. He is our Wonderful Counselor, Mighty God, Everlasting Father and Prince of Peace."*

On your strip of paper, write and complete this **prayer** 'Thank you I can always have hope Jesus, because I know you are my \_\_\_\_\_.'. Form your paper strips into loops and using some tape or a stapler, connect your loops together to form a chain.



### Share Hope Advent-ure Ideas

**Idea #1** – Think of someone you know that needs the Hope of Jesus this Christmas. Using the blank cards and decorations provided, create a Christmas card to give to that person.

**Idea #2** – Take a moment to go outside and look up. What do you see? When Jesus was born in a manger, the Wise Men looked up in the sky to follow a star to find the child they hoped would be their King. What do we see when we look up at what God has created? What is something you hope for this Christmas?













Wishing  
you hope,  
peace, joy and  
love this  
Christmas

Wishing  
you hope,  
peace, joy and  
love this  
Christmas

Wishing  
you hope,  
peace, joy and  
love this  
Christmas

GOD BLESS YOU  
this Christmas  
and always

May Hope and  
Joy be yours this  
Christmas

May Hope and  
Joy be yours this  
Christmas

Wishing you a  
Joyous and  
Blessed Christmas

Wishing you a  
Joyous and  
Blessed Christmas

GOD BLESS YOU  
this Christmas  
and always

GOD BLESS YOU  
this Christmas  
and always



# ADVENT WEEK TWO

## PEACE 21ST NOVEMBER

### What you will get:

Peace Advent Card  
Blue paper chain strips  
Left over twine from advent candles

### What you will need:

Scissors  
Tape/Stapler  
Pencil/texta/pen  
Paper chain from the Hope advent week

### Advent Candle

**To prepare:** Cut up your blue paper chain strips, give one to each member of the family and grab a pen/pencil each.

**Light** your Hope and Peace candles and say "*We light this candle to remind us that Jesus gives us Peace. Thank you Jesus we have your peace, even when we go through tough times.*"


On your strip of paper, write and complete this **prayer** 'Dear Jesus, help me trust you with my big feelings so I can have peace when I feel \_\_\_\_\_.'. Grab your paper chain from Hope week. Form your paper strips into loops and using same tape or a stapler, add them to the chain.

### Share Peace Advent-ure Ideas

**Idea #1** – Go for a walk in your garden or local park and collect 5 sticks of approximate equal size. Collect more if you want to make more than one star. Using the leftover twine (from your candles), join the sticks together to form a star (<https://lovelygreens.com/how-to-make-a-simple-twig-star/>) Give this star to someone to remind them of Jesus the light of the world or hang them in your garden for your neighbours to see.

**Idea #2** – Go onto Google maps or grab an atlas, close your eyes and pop your finger down on the map. Open your eyes and pray for the people in that country, that they will feel Jesus' peace this Christmas.







# ADVENT WEEK THREE

## JOY 5TH DECEMBER

### What you will get:

Joy Advent Card  
Yellow paper chain strips  
Microwave popcorn  
Bag of lollies

### What you will need:

Scissors  
Tape/Stapler  
Pencil/texta/pen

### Advent Candle

**To prepare:** Cut up your yellow paper chain strips, give one to each member of the family and grab a pen/pencil each.

**Light** your Hope, Peace and Joy candles and say *"We light this candle to remind us that Jesus gives us Joy. Thank you Heavenly Father, for the best gift of joy in the world, Jesus."*


On your strip of paper, write and complete this **prayer** 'Dear Jesus, Christmas is full of great joy, my favourite part of celebrating your birth is \_\_\_\_\_. Grab your paper chain from previous weeks. Form your paper strips into loops and using same tape or a stapler, add them to the chain.

### Share Joy Advent-ure Ideas

**Idea #1** - Share the Christmas Joy by inviting a friend (or two) over and hosting a Christmas movie night! We have provided you with some popcorn and lollies to enjoy, now all you have to do is invite your friends and choose a movie. So many great Christmas movies to choose from!

**Idea #2** - Experience the Joy of giving as a family, by choosing one person to bless with a gift, a baked treat or or a good deed. Consider choosing someone who lives alone or who you feel needs some Christmas Joy.







# ADVENT WEEK FOUR

## LOVE 19TH DECEMBER

### What you will get:

Hope Advent Card  
Red paper chain  
strips

### What you will need:

Scissors  
Tape/Stapler  
Pencil/texta/pen

### Advent Candle

**To prepare:** Cut up your red paper chain strips, give one to each member of the family and grab a pen/pencil each.

**Light** your Hope, Peace, Joy and Love candles and say "*We light this candle to remind us of Jesus love for us. Thank you Jesus for loving us so much that you left your heavenly throne to be with us on earth and to die for our sins.*"


On your strip of paper, write and complete this **prayer** 'Dear Jesus, Thank you for loving me. The thing I love most about you is

\_\_\_\_\_'. Grab your paper chain from previous weeks. Form your paper strips into loops and using same tape or a stapler, add them to the chain.

### Share Love Advent-ure Ideas

**Idea #1** – As a family, choose a night to go look at the Christmas lights. Google your area to find out which streets have the most decorated homes. As you are driving or walking along the street, stop half way through and pray for the people on that street. Pray that they will know and feel Jesus great love for them.

**Idea #2** – 'How precious is your loving kindness o God!' Show Jesus loving kindness by doing one act of random kindness of your own e.g. helping Mum with the cleaning; bringing in your neighbours bins; writing a kind note.





# ADVENT CHRISTMAS EVE

## THE CHRIST CANDLE

### What you will get:

Christ Advent Card  
White paper chain  
strips

### What you will need:

Scissors  
Tape/Stapler  
Pencil/texta/pen

### Advent Candle

**To prepare:** Cut up your white paper chain strips, give one to each member of the family and grab a pen/pencil each.

**Light** your Hope, Peace, Joy, Love and Christ candles and say "*We light this candle to remind us that Christmas is about celebrating the birth of Christ. Thank you Jesus for your gift of forgiveness, thank you for giving us your hope, peace, joy and love.*"

On your strip of paper, write and complete this **prayer** 'Dear Jesus, help me to share your \_\_\_\_\_ this Christmas'. Grab your paper chain from previous weeks. Form your paper strips into loops and using same tape or a stapler, add them to the chain.

### Share Christ Advent-ure Ideas

**Idea #1** – Attend a Christmas Eve or Christmas Day service and celebrate Christ's birth with God's big family. Pray and ask Jesus who you can invite to come along with you, perhaps a friend, neighbour or family member.

**Idea #2** – Think about the people you will be seeing for lunches or dinners over the next few days. Pray for them asking Jesus to help you share His hope, peace, joy and love with them.

