

TRACK YA BACKPACK

What you will get:

Track Ya Backpack
A4 poster
Magnet sticker
Money box
List of jobs you can do to earn money

What you will need:

Somewhere to put your poster (fridge)
Texta to colour in your progress
Money!
Trip to the shops

Here is How:

1. Stick the magnets on the back of your poster and pop it on the fridge or wherever you like
2. Raise money by doing jobs around the house. Keep it in your money box
3. As you earn money, colour in your thermometer to show you what items you can buy to go towards the backpacks
4. Choose the gender and age bracket of your recipient, then when you reach the goal, go to the shops and buy all the items.
5. Drop your backpack items to church by
Sunday 5th December

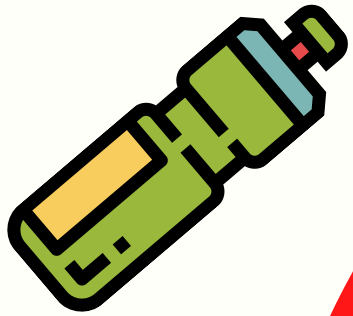


TRACK YA BACKPACK

Colour me in as you reach each target.

Backpack items are due back at church by **Sunday 5th December.**

+ Drink Bottle



+ Lunch Box




+ Packet lollies



+ Coloured Pencils



+ HB Pencils 3pk



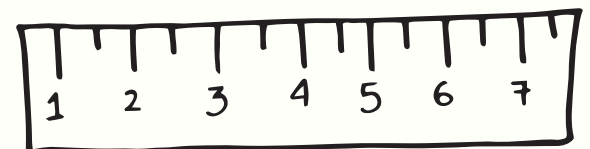
+ 2-4Pk Highlighters



+ 2-4Pk Glue Sticks



+ 30cm Plastic Ruler



+ Enclosed Sharpener



2 Erasers



Time to go shopping.

Well done!
You've filled
your backpack!



BACKPACKS FOR OUR COMMUNITY

Here are some ideas on how you can earn some money to add to your backpack moneybox

#1 Water the garden or indoor plants

#2 Help pack away your toys

#3 Pack away the dishes for a week

#4 Help with the dusting

#5 Help wash the car

#6 Tidy up your bedroom

#7 Take the garbage out for a week

#8 Help pack away the groceries

#9 Help Mum or Dad prepare dinner

#10 Spend an afternoon pulling weeds

#11 Help sweep/vacumn the floor

#12 Collect the mail each day for a week

We'd love to receive photos of you hard at work and your progress on the 'Track ya Backpack' poster. Send Sophie a pic on 0466 519 981